



# D-SCE

## Diesel Resistant

## HEAT SHRINK IDENTIFICATION SYSTEM

### Technical Datasheet

TTDS-017 Revision 7 - October 2016

#### **Fluid Resistant, Heat Shrink Identification Marker Sleeving for the identification of wires and cables.**

D-SCE is the foremost fluid resistant product used in applications where exposure to lubricant and fuel spray is possible.

D-SCE is a thin wall, heat shrink tube, manufactured with e-beam technology that gives users the ability to shrink the supplied tube with no damage to material or printed text. Shrinking the tube will ensure the printed mark has a firm hold on the wire.

D-SCE gives market leading print performance when used as a complete system, as recommended by TE Connectivity. Refer to TE document 411-121005 IDENTIFICATION PRINTER PRODUCT RIBBON MATRIX for the recommended printer/product/ribbon combinations.

Printed sleeves meet the rail specifications NF F 00608 Categories A & H and BS EN50343. The sleeve also meets the material requirements of SAE-AMS-DTL-23053/6 Class 1.

D-SCE Heat Shrink Identification Marker Sleeving is available as part of a complete identification system. The system comprises specific printers, thermal transfer ribbons and WINTOTAL software

# D-SCE DIESEL RESISTANT

## HEAT SHRINK CABLE IDENTIFICATION SYSTEM

### Features

- Self-extinguishing, non-flame propagating
- Resistant to key rail, industrial and military fluids (defined by RW-2519)
- Designed for rugged environments
- Military grade performance
- Pre-termination Cable Identification
- Sleeve diameters from 2.4mm to 38.1mm
- Shrink ratio 3:1 (38.1mm 2:1)

### Design for Environment

- D-SCE fully complies with 2011/65/EU RoHS II directive, and Regulation (EC) number 1907/2006 (REACH)

Further information and a downloadable declaration covering RoHS and REACH compliance can be found at the TE Product Compliance Support Centre:

<http://www.te.com/usa-en/utilities/product-compliance.html>

### Temperature Rating

- Operating Temperature Range -75°C to 135°C (-103°F to 275°F)

### Applications



### Specifications / Approvals

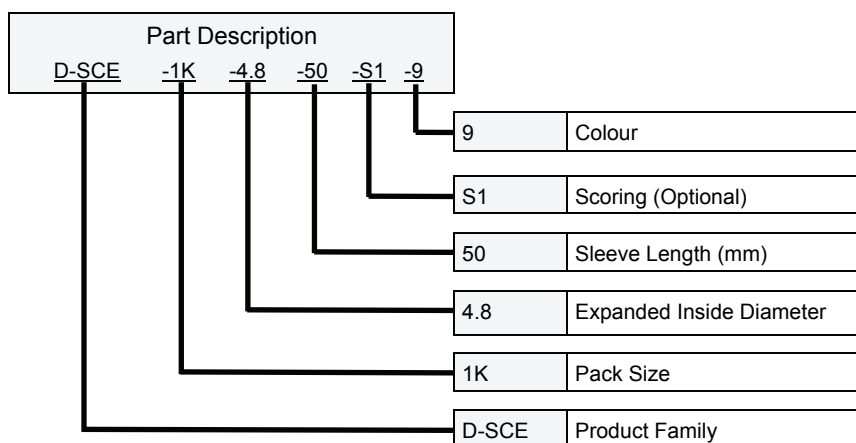
<b>TE Connectivity Standard</b>	RW-2519 D-SCE and D-SCE-FLAT Heat Shrink Marker Sleeves
<b>Rail Standards</b>	<p>EN45545-2, Railway applications - Fire protection on railway vehicles, Part 2: Requirements for fire behaviour of materials and components Fire Hazard Classification 1, 2 and 3, in accordance with requirement set R24</p> <p>NF F 00608 General Railway Equipment, Heat Shrinkable Marker Sleeves and Tubes Classification Type H and Type A</p> <p>NFPA 130 Standard for Fixed Guideway Transit and Passenger Rail Systems, Fire protection requirements, Interior Fire Propagation Resistance</p> <p>Federal Railroad Administration, DOT, Appendix B to Part 238, Test Methods and Performance Criteria for the Flammability and Smoke Emission Characteristics of Materials</p> <p>SHAZAINENSHI, Japan Railway Rolling Stock &amp; Machinery Association 2003 Classification 'Flame Retardant' Serial Number 2015-164K</p>
<b>Military</b>	SAE-AMS-23053/6 Insulation Sleeving, Electrical, Heat Shrinkable, Polyolefin, Semi-Rigid, Crosslinked, Class 1.

### Print Performance

- MIL 202 Method 215, Resistance to Solvents
- SAE AS 5942, Marking of Electrical Insulating Materials, Adherence
- EN 50343 Rolling Stock Applications - Rolling Stock Rules for Installation of Cabling, Marking for Identification

Where possible, TE have tested product as a finished item, including the print. Operational tests are followed by an assessment of mark adherence to validate fit form and function. Further details can be found in TE standard RW-2519

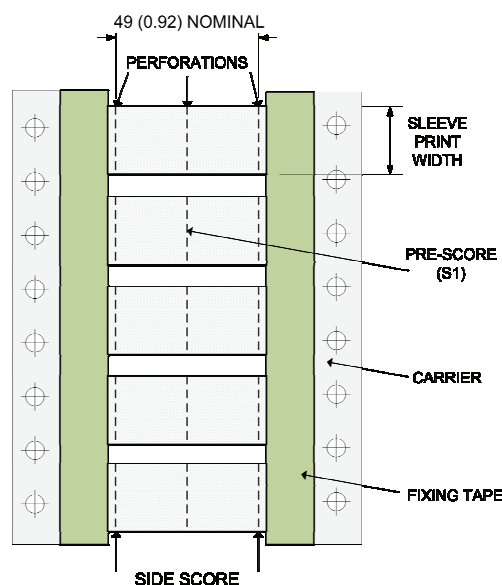
# D-SCE Diesel Resistant



## Available Options

D-SCE is side scored as standard

<b>Pre-scoring</b>	Perforated score to produce multiple marker sleeves from each D-SCE sleeve		
	1 Pre-score	Code	S1
	2 Pre-scores	Code	S2
<b>Packaging sizes</b>	<blank>	250 piece packs available for all sizes	
	1K	1000 piece reels available for all sizes up to 25.4	
	2.5K	2500 piece reels available for sizes 4.8 up to 25.4	
	5K	5000 piece reels available for sizes 2.4 and 3.2	
<b>Colours</b>	Standard	Yellow	White
	Code	4	9
	Non Standard	Blue	Pink
	Code	6	2L



Specify product name, pack size, sleeve size, sleeve length, pre-score (leave blank if not required) and colour

Ordering Example: D-SCE-1K-1/4-50-9

Dimensions in mm (inches)

## Ordering Information

Ordering description	Inside diameter				Recommended cable diameter use range	
	As supplied (minimum)		After recovery (Maximum)			
	mm	inches	mm	inches	mm	inches
D-SCE - <pack size> - 2.4 - 50 - <score> - <colour>	2.4	0.094	0.8	0.03	0.81 to 1.9	0.031 to 0.075
D-SCE - <pack size> - 3.2 - 50 - <score> - <colour>	3.2	0.125	1.1	0.04	1.11 to 2.66	0.044 to 0.105
D-SCE - <pack size> - 4.8 - 50 - <score> - <colour>	4.8	0.189	1.6	0.06	1.75 to 4.06	0.069 to 0.160
D-SCE - <pack size> - 6.4 - 50 - <score> - <colour>	6.4	0.250	2.1	0.08	2.31 to 5.46	0.091 to 0.215
D-SCE - <pack size> - 9.5 - 50 - <score> - <colour>	9.5	0.375	3.2	0.13	3.47 to 8.12	0.137 to 0.320
D-SCE - <pack size> - 12.7 - 50 - <score> - <colour>	12.7	0.500	4.2	0.17	4.64 to 10.79	0.183 to 0.425
D-SCE - <pack size> - 19.0 - 50 - <score> - <colour>	19.1	0.750	6.4	0.25	6.99 to 16.25	0.275 to 0.640
D-SCE - <pack size> - 25.4 - 50 - <score> - <colour>	25.4	1.000	8.5	0.33	9.29 to 21.59	0.366 to 0.850
D-SCE - 38.1 - 50 - <score> - <colour>	38.1	1.500	19.1	0.75	20.95 to 33.02	0.825 to 1.300

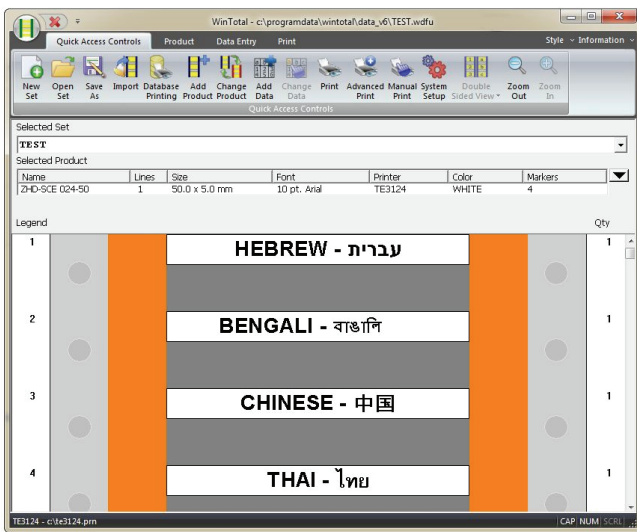


### Printer Information

Print quality and print performance can only be guaranteed when specific TE printer and ribbons are used.

The current list of printers and ribbons can be found in TE document 411-121005 'Identification Printer Product Ribbon Matrix'. This document can be found in 'Access Our Tools':

<http://www.te.com/usa-en/utilities/access-product-tools-and-resources.html>




### Software

WINTOTAL software, available to download for a 14 day evaluation period from the Identification Printer Software page:

<http://www.te.com/usa-en/products/identification-labeling/printers-software.html>

Contact a TE representative for further information



### [www.te.com/rail](http://www.te.com/rail)

TE Connectivity, TE Connectivity (logo) and Every Connection Counts are trademarks. All other logos, products and/or company names referred to herein might be trademarks of their respective owners.

The information given herein, including drawings, illustrations and schematics which are intended for illustration purposes only, is believed to be reliable. However, TE Connectivity makes no warranties as to its accuracy or completeness and disclaims any liability in connection with its use. TE Connectivity's obligations shall only be as set forth in TE Connectivity's Standard Terms and Conditions of Sale for this product and in no case will TE Connectivity be liable for any incidental, indirect or consequential damages arising out of the sale, resale, use or misuse of the product. Users of TE Connectivity products should make their own evaluation to determine the suitability of each such product for the specific application.

© 2016 TE Connectivity Ltd. family of companies All Rights Reserved.

